

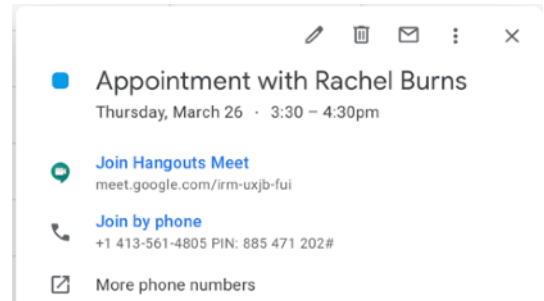


# Spectrios Institute for Low Vision Guide to Using Google Meet

## How do I start my virtual visit?

**Step 1:** You will receive an email with a link for your visit.

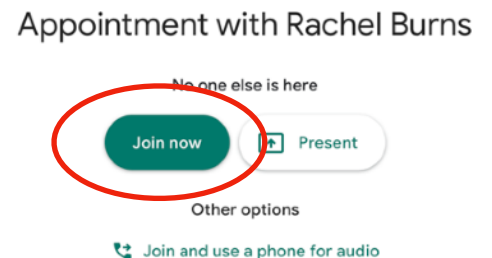
It will have information containing the time and the link you will need to join the video call.



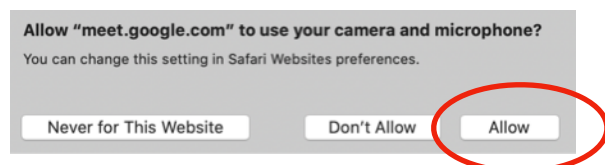
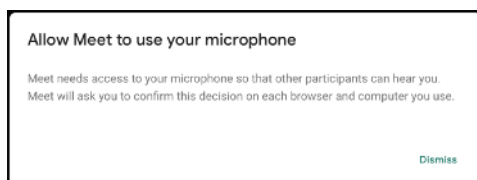
**Step 2:** When it is time for your appointment you will need to use the link provided to enter your exam room.



**Step 3:** When you click the link you will be asked to join the appointment. You will want to click Join now to enter the exam room.



**Step 4:** You will want to allow access to your microphone and camera. Depending on your system, you will need to click allow so that your camera and microphone will work.



**Step 5:** You should be in your exam room. Now you just have to wait until the doctor arrives!

## **Need Help?**

If you have questions about the information in this packet, please give us a call. We are here to help you take advantage of the telehealth service. You can reach us at 630-690-7115.